



District Report Card: 2017


State: Kerala	District: Alappuzha
Class: 8	Subject: Language
Schools: 51	Students: 1342


Participation/Coverage


Students

GENDER 	Boys		Girls	
	Number	%	Number	%
	690	51.42	652	48.58

AREA 	Rural		Urban	
	Number	%	Number	%
	997	74.29	345	25.71

CATEGORY 	SC		ST		OBC		GEN	
	Number	%	Number	%	Number	%	Number	%
	155	11.55	7	0.52	905	67.44	275	20.49

CWSN 	LD	VI	HI	S&LD	ID	Oth
	7	4	3	3	9	3

Management 	Government		Government-aided	
	Number	%	Number	%
	257	19.15	1085	80.85

Average Performance of Students in Language (%)

Overall	Gender		Area		Management		Social Group			
	Male	Female	Rural	Urban	Govt.	Aided	SC	ST	OBC	GEN
62.29	59.23	65.52	61.86	63.52	63.79	61.93	60.39	57.14	62.51	62.74

Performance on Learning Outcomes (LOs)

Learning Outcomes	Description	Average Performance(%)
L813	Read textual/non-textual materials with comprehension and identifies the details, characters, main idea and sequence of ideas and events while reading	62.29

Range of Performance of Students who Answered Correctly							
Below 30%		30% - 50%		50% - 75%		Above 75%	
Number	%	Number	%	Number	%	Number	%
103	7.68	257	19.15	613	45.68	369	27.50

Lowest Performing Learning Outcomes (LOs)

1 - Read textual/non-textual materials with comprehension and identifies the details, characters, main idea and sequence of ideas and events while reading (62.29)